

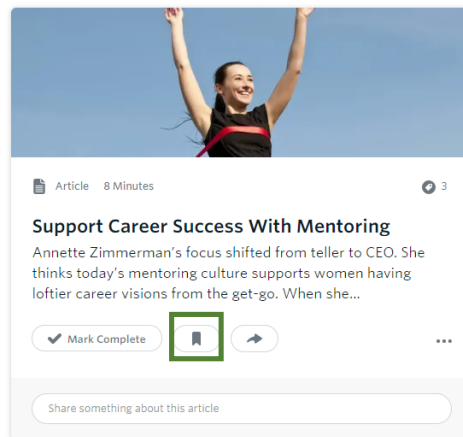
CUES LEARNING PORTAL

POWERED BY  degreed.

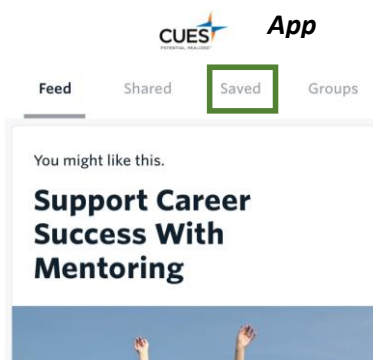
Save Content for Later with CUES Learning Portal

Save content within CUES Learning Portal to review later

- 1 Identify the content within CUES Learning Portal you wish to save to review later and click the Bookmark button within the content card



- 2 This will save the content for you to review at any time, via the desktop version or the app. You can find the content by click on the *Saved* on your home page.



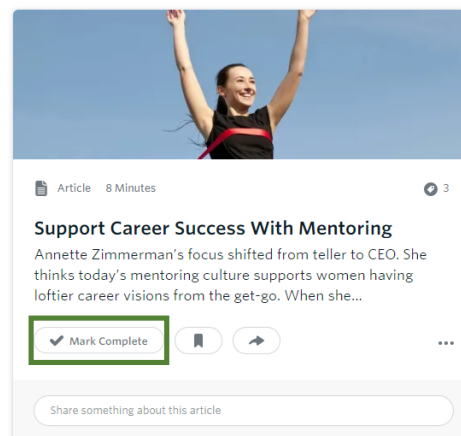
Desktop

Feed

Saved

Shared

- 3 Click on the title of the content to access it and once you've marked it as complete, the content will disappear from your *Saved* content and move to your *Collection*.

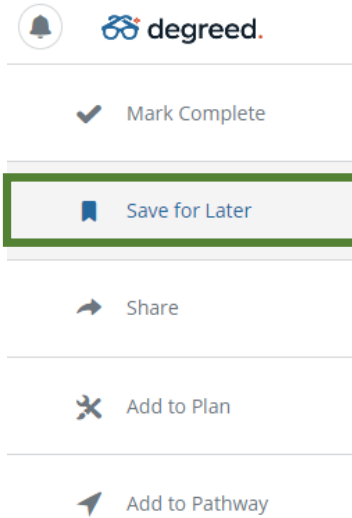


Save content using the Degreed Button

Chrome Extension or Browser Bookmarklet

1

Identify the content, from any website, you wish to save. Click on the Chrome Extension or Browser Bookmarklet and select **Save** within the dropdown.



2

This will save the content for you to review at any time, via the desktop version or the app. You can find the content by click on the **Saved**


Desktop

Feed

Saved

Shared

App



3

Click on the title of the content to access it and once you've marked it as complete, the content will disappear from your **Saved** content and

